


3KK

werkboekje
de mooiste vis van
de zee



naam:

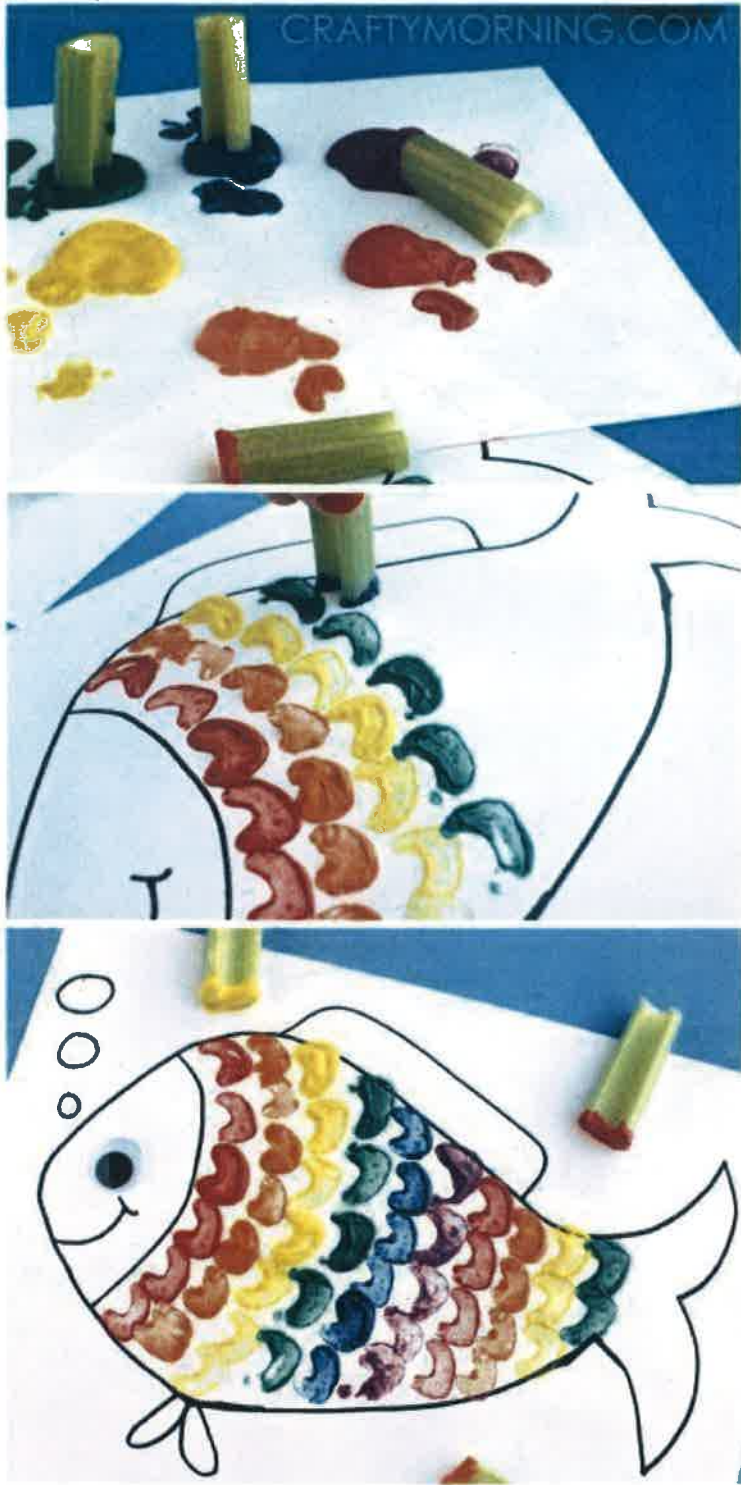
Knutselactiviteiten:


***Versieren van een vis:**

- Schilderen van de schubben in verschillende kleuren en enkele schubjes bekleven met aluminiumfolie
- Kleven van de schubben met verschillende soorten gekleurd papier
- Stempelen van de schubben volgens patroon (rood, geel, blauw, rood, ...)
- Tekenen van patronen in de schubben (rondjes, streepjes, sterretjes,...)
- Oude cd bekleven met glitters of pailletten

***Vis uitknippen en aan touwtje hangen of kleef een stokje achter je visje**

***Deksel van een schoendoos blauw schilderen en versieren met je visje, schelpen, zeester, zeewier, ...**








CRAFTYMORNING.COM

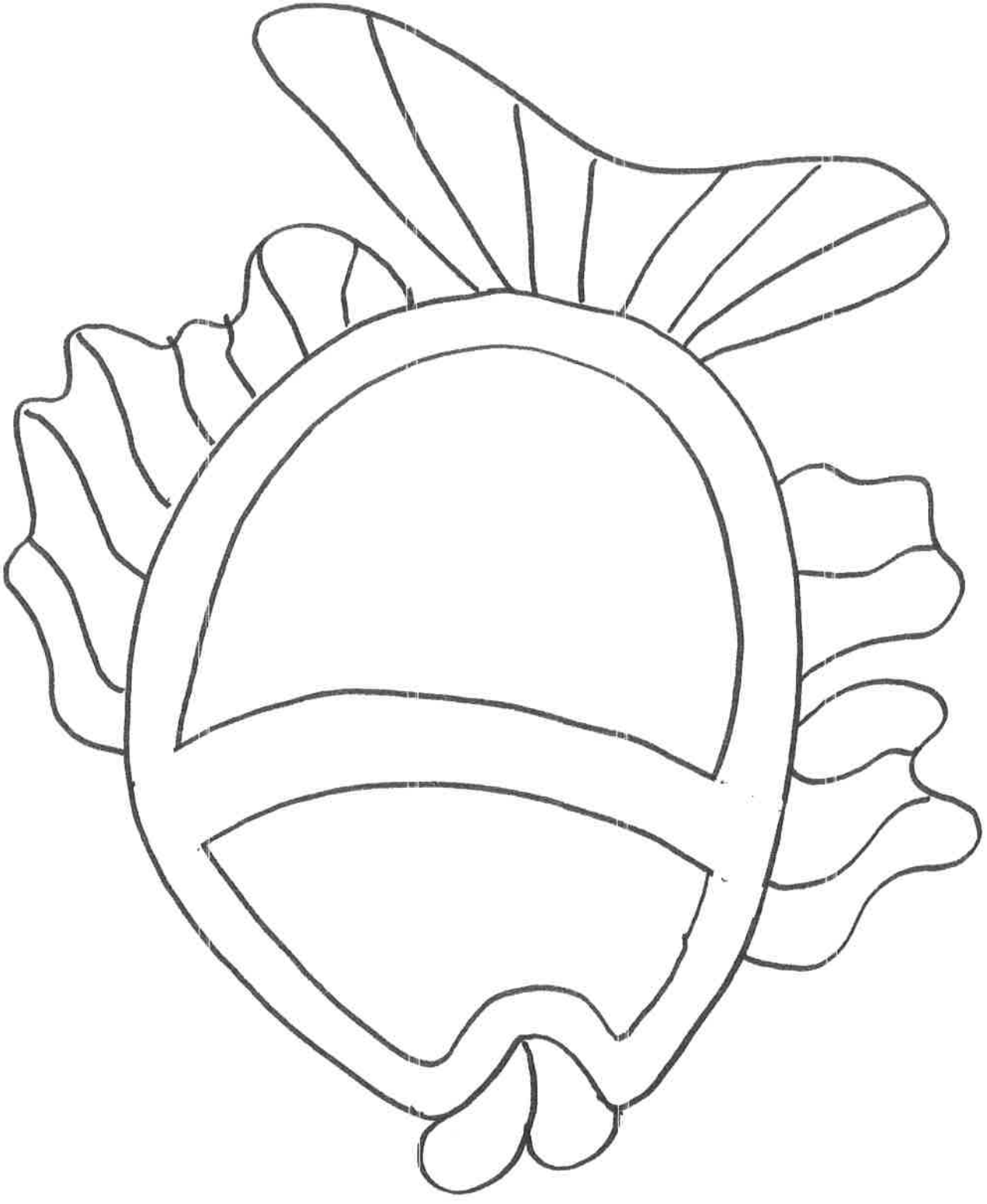
De mooiste vis
van de zee








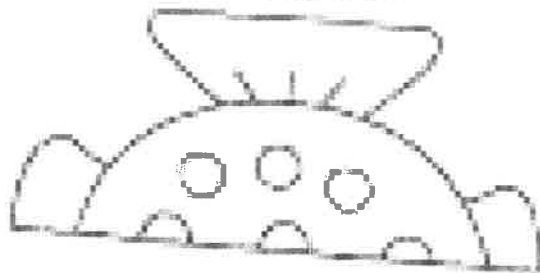
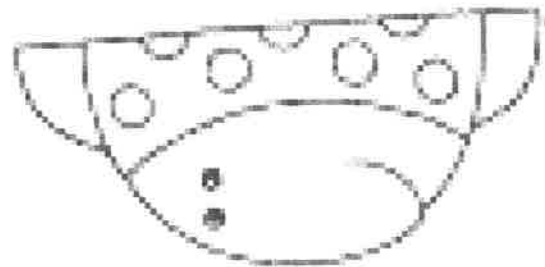




Kleur in volgens de juiste code



Maak de puzzels van de rissen



Schrijf over de stippellijn

regenboog

de kleinste vis



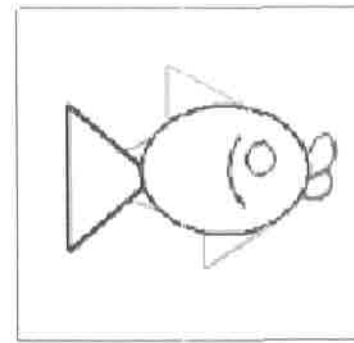
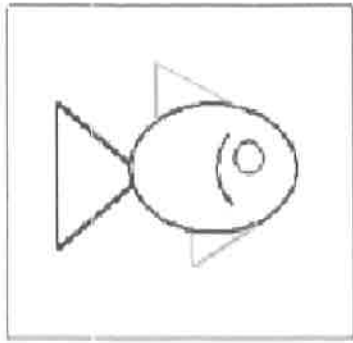
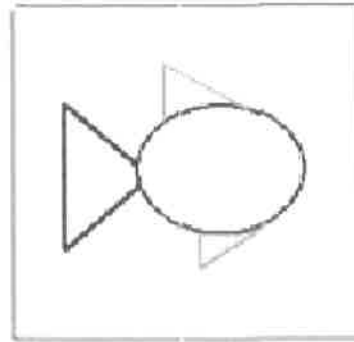
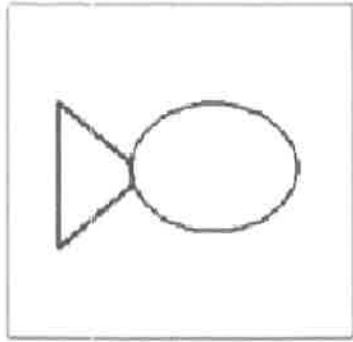
de zeedanemoon

de waterplant

het koraal

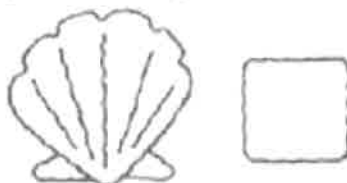

2 zeednemonen

Teken een vis volgens het stappenplan




"In de vissenkomp! Hoeveel tel je van alles?"


Zet een streepje als je ééntje ziet.



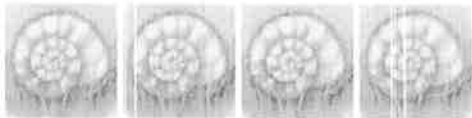
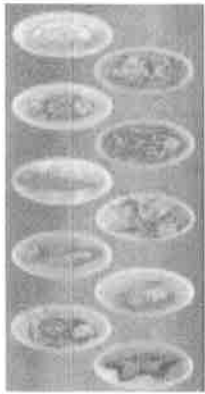
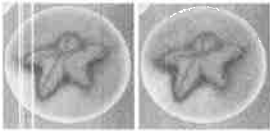
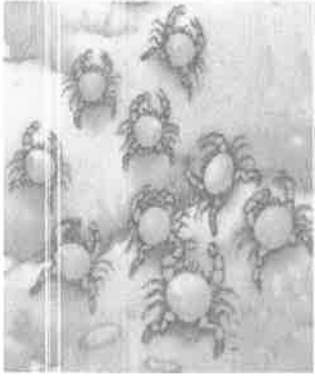
maak groepjes van 3 bellen



Rangschik van groot naar klein



Tel je mee ?



wie kan er doortellen?

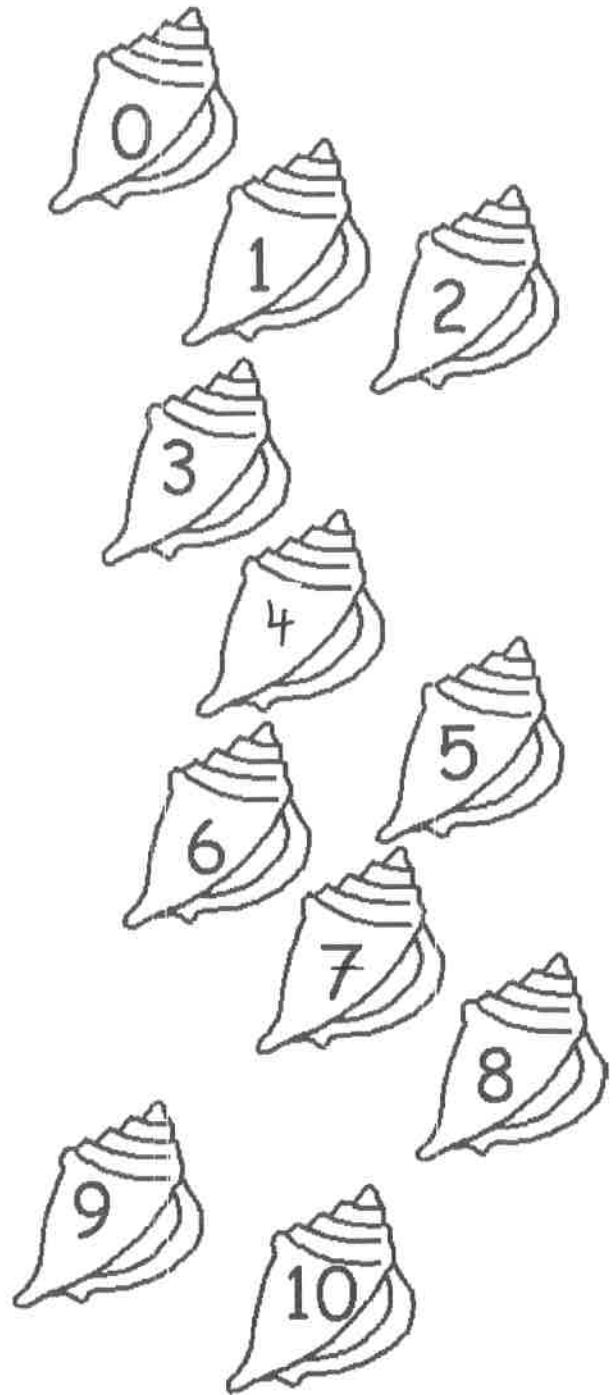
0	1	
---	---	--

8	9	
---	---	--

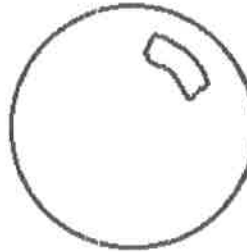
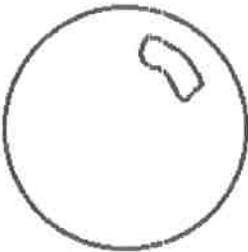
2	3	
---	---	--

6	7	
---	---	--





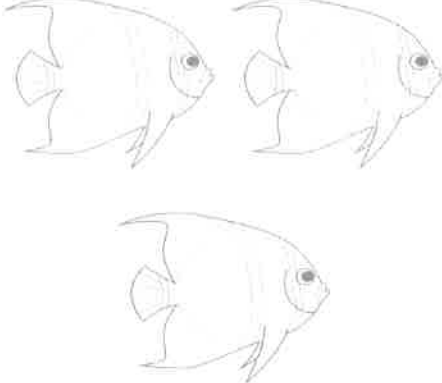
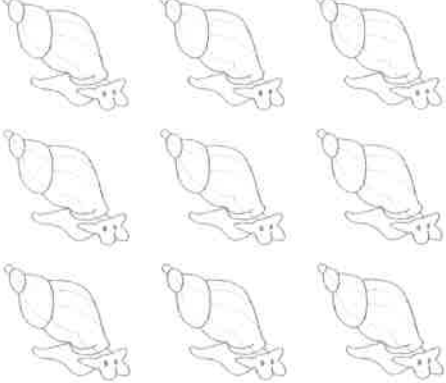
4	5	
---	---	--





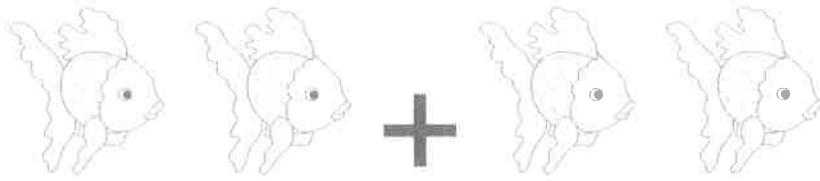
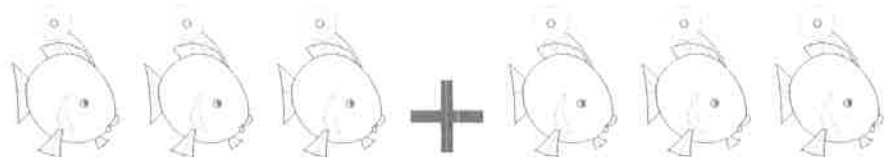
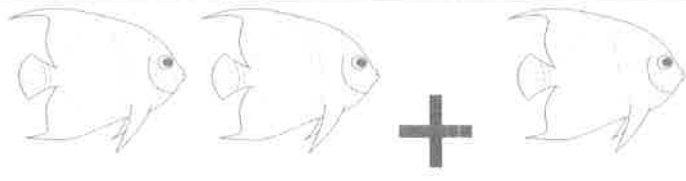

kun jij terug tellen?








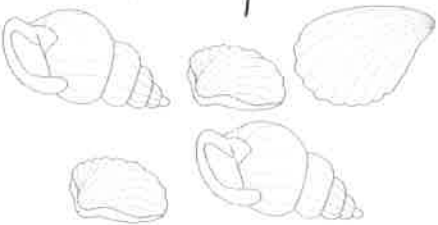
zet steeds een cirkeltje om het goede getal.

 <p>6 7 8</p>	 <p>4 5 6</p>
 <p>4 5 6</p>	 <p>7 8 9</p>
 <p>3 4 5</p>	 <p>8 9 10</p>

reken de sommen uit.

hoeveel woordstukjes hoor je?

<p>zeepaard</p>  <p>○ ○ ○ ○</p>	<p>regenboog</p>  <p>○ ○ ○ ○</p>
<p>zeester</p>  <p>○ ○ ○ ○</p>	<p>walvis</p>  <p>○ ○ ○ ○</p>
<p>octopus</p>  <p>○ ○ ○ ○</p>	<p>schelpen</p>  <p>○ ○ ○ ○</p>

zet steeds een cirkel om het woordje **vis**.

vis

vis

mis

vim

vis

mis

vis

vis



vil

kis

vis


lis

vis

kis

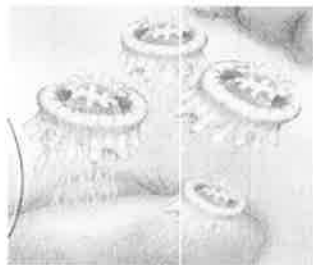
mis

vis



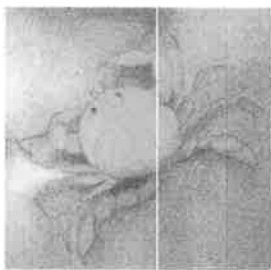
regenboog

	r	d	b	o	
a	e	g	oo	q	
n	e	m	p		
d	u	l	g	a	



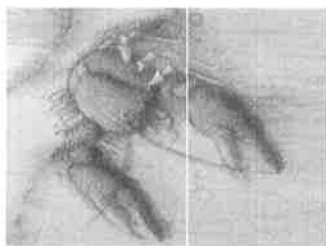
kwal

m	o	u	l	h	
a	e	w	o		
k	n	m	u	j	
c	s	b	y		



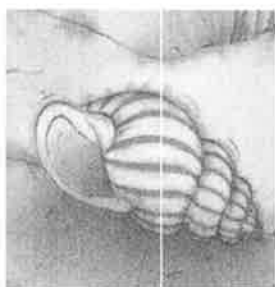
krab

	b	o	d	u	
h	v	a	s	q	
o	k	w	g		
r	l	u	y		



kreeft

o	r	f	j	h	
a	ee	c	k		
t	w	z	t	i	
e	x	a	g		





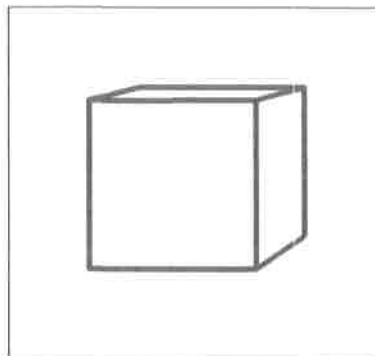



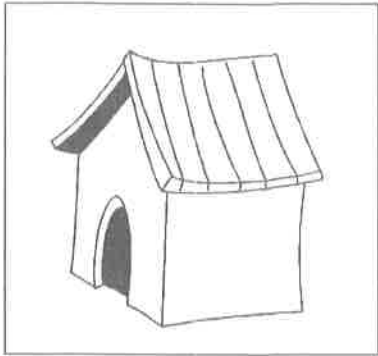


schelp

	q	c	b	h	
s	o	l	d	i	
a	e	u	k		
p	w	b	s	c	

Rijmen

Zoek telkens 2 plaatjes die rijmen.
Geef ze dezelfde kleur of knip ze uit en plak ze naast elkaar.



De rijmwoorden zijn: hok – blok, schaap – aap, hond – mond, egel – zegel, glijbaan – haan, taart - paard

Rijmverhaal

Kleine mol komt uit de



hij kijkt eens even in het _____

hè, kijk daar, een



er staat in 'ik vind jou _____'

wil je komen op mijn



want je bent zo'n aardig _____

kleine mol is heel erg



hij mag op feest bij zoem zoem de _____

snel koopt mol een mooie



en hoopt dat zoem zoem hem leuk vinden _____

mol doet zijn mooiste kleren aan

en dan kan hij naar het feestje _____

graan - rond - brief - rief - feest - beest - bly - bij - bal - zal - gaan